



Codio Integration

Codio is “integrated” into Brightspace for your section!

Southern
New Hampshire
University

snhu.edu

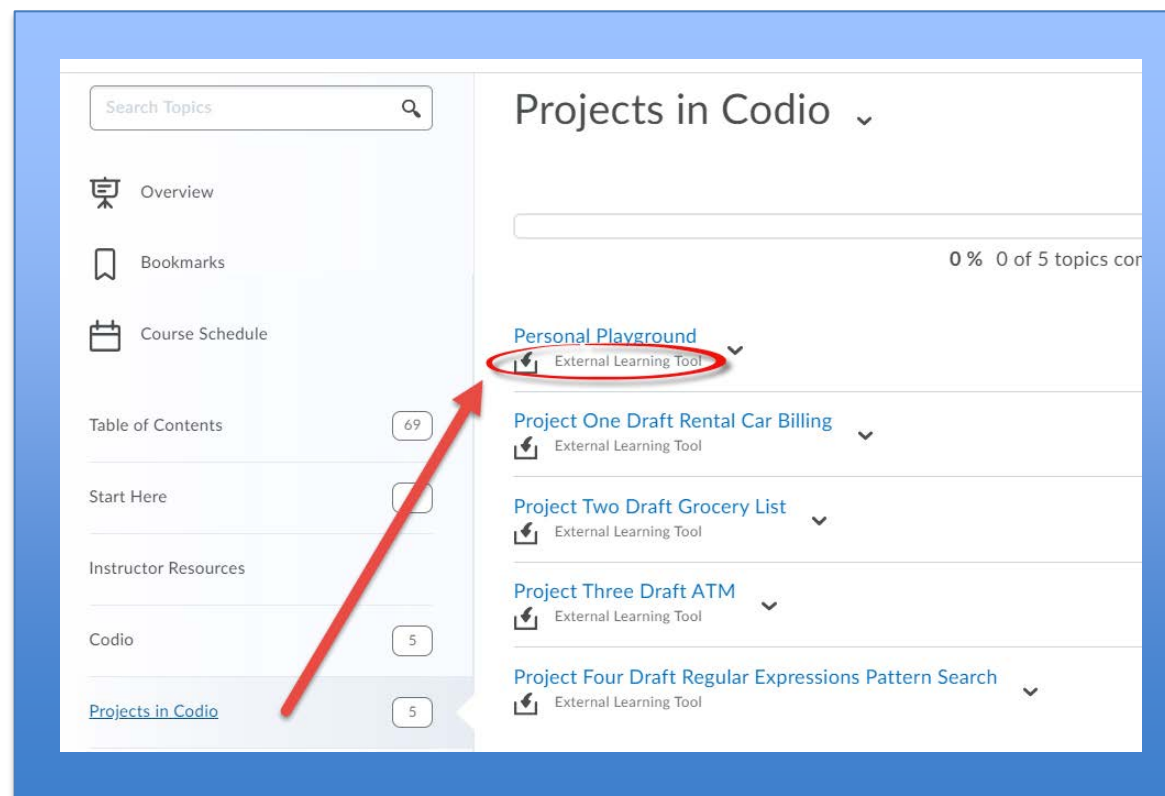
★ COLLEGE
for AMERICA

AT SOUTHERN NEW HAMPSHIRE UNIVERSITY

What does that (integration) mean exactly?

It means...everywhere a student needs to use Codio for an assignment, they have a link that will take them directly to that exact “thing” they need to do!

In this example, I am showing the projects – you can see on the right, “external learning tool” is highlighted – that means it’s “integrated” into Brightspace



What does integration look like from the Codio side?

INSTRUCTOR VIEW

As an instructor, when I click on the link inside of Brightspace, it takes me directly to the place within Codio. In this example, I previously clicked “project 1 draft rental car” inside Brightspace, and it brought me to the matching location inside of Codio.

The screenshot displays the Codio Instructor View interface. On the left, a sidebar titled 'Units list' contains a search bar and a list of units. The unit 'Project 1 Draft Rental Car Billing (with Sense)' is highlighted with a red circle. A red arrow points from this unit in the sidebar to the main content area. The main content area shows the details for 'Project 1 Draft Rental Car Billing (with Sense)', including tabs for 'Progress', 'Settings', and 'Insights'. Below the tabs, there is a table with columns for 'Students', 'Grade', 'Points (%)', 'Graded', 'Answered', and 'Time'. The table lists three students: 'Account058 Test', 'Account059 Test', and 'Account085 Test'. The 'Account059 Test' row is highlighted with a green checkmark. The 'Account085 Test' row shows a status of 'not started'.

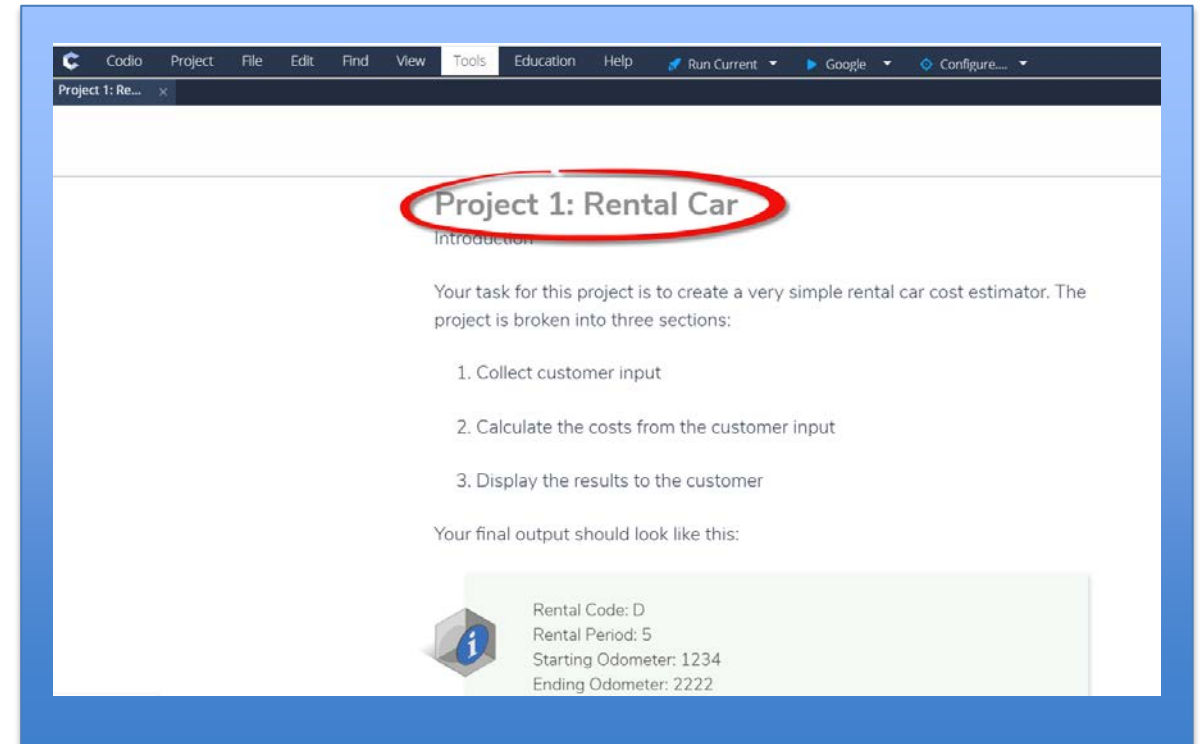
Students	Grade	Points (%)	Graded	Answered	Time
Account058 Test					not started
Account059 Test	0	0	0	0	0h 1min
Account085 Test		0	0	0	0h 6min

What does integration look like from the Codio side?

STUDENT VIEW

As a student, when I click on the link inside of Brightspace, it takes me directly to the place within Codio. In this example, I previously clicked “project 1 draft rental car” inside Brightspace, and it brought me to the matching location inside of Codio.

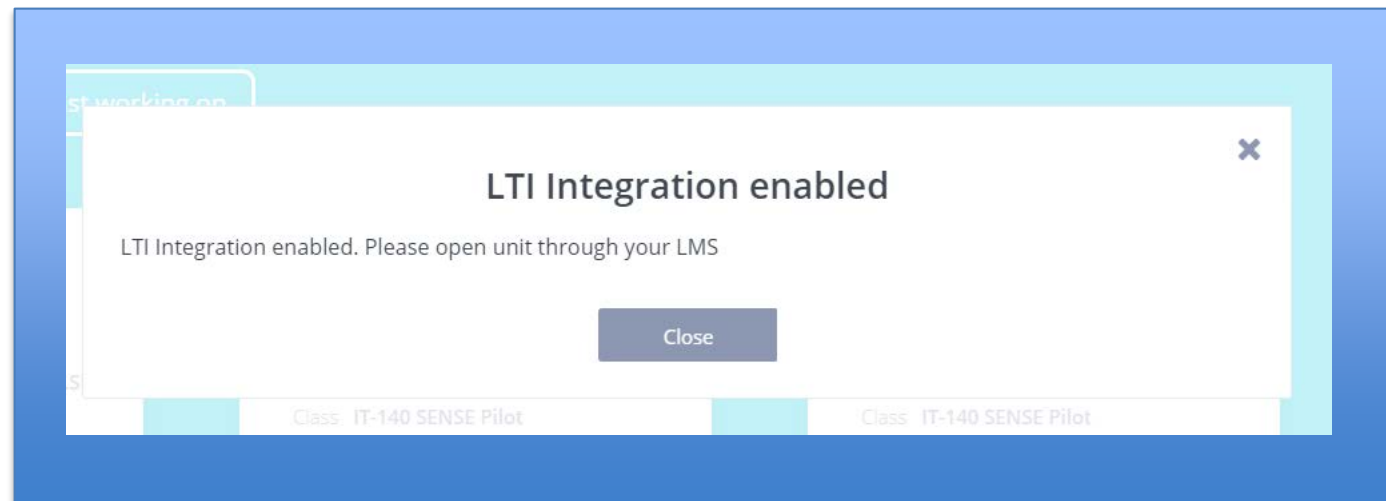
The student view looks different of course, because they only see what they should as a student.



★ A special thing to note about the STUDENT VIEW

NOTE: IF students attempt to navigate away from the lesson they are working on within Codio – they will see an error: “LTI integration enabled” – that means they must go back to Brightspace and navigate to Codio through there. Example – student might be working on Lesson 1 run the code challenges, then while inside Codio, want to navigate to Lesson 2 – they can’t – it will throw an error.



Guide the students back to the lesson within Brightspace, and click into Codio from there!

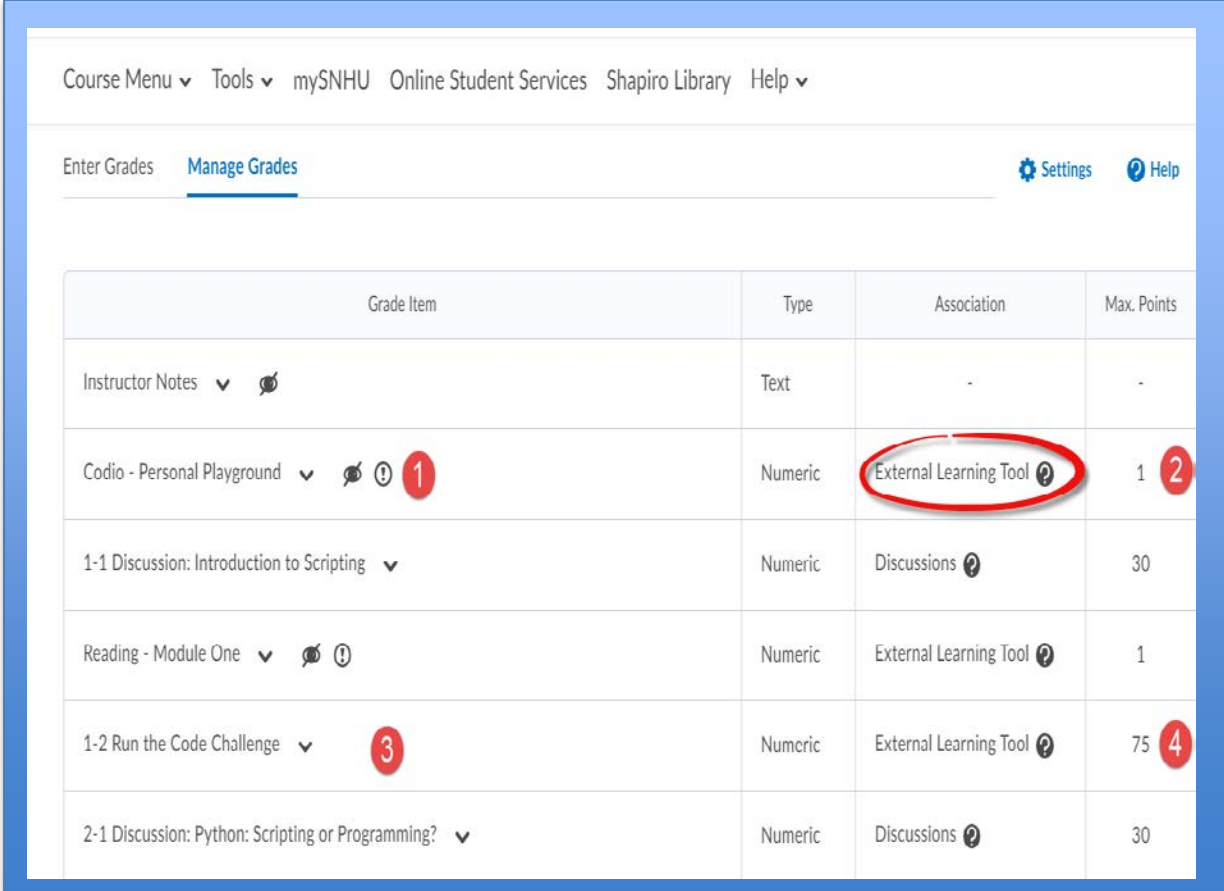












...what about grades and the gradebook?

INSTRUCTOR VIEW (manage grades view)

First note – in the column that says “association” it will say “external learning tool” – that means the grade or status will be pulled from Codio.

- 1) If you see the   symbol, that means that ONLY the instructor can see it AND there is no grade for it.
- 2) The grade or “flag” that will be passed from Codio to Brightspace –
 - 1) A “one” (1) means the student read, clicked or completed – not graded
- 3) If the eyeball symbol is not there (or visible), the student work has been graded.
- 4) The “number” (75) means that’s how many points the assignment is worth.



Course Menu ▾ Tools ▾ mySNHU Online Student Services Shapiro Library Help ▾			
Enter Grades Manage Grades		Settings	Help
Grade Item	Type	Association	Max. Points
Instructor Notes ▾ 	Text	-	-
Codio - Personal Playground ▾   1	Numeric	External Learning Tool 	1 2
1-1 Discussion: Introduction to Scripting ▾	Numeric	Discussions 	30
Reading - Module One ▾  	Numeric	External Learning Tool 	1
1-2 Run the Code Challenge ▾ 3	Numeric	External Learning Tool 	75 4
2-1 Discussion: Python: Scripting or Programming? ▾	Numeric	Discussions 	30

...what about grades and the gradebook?

INSTRUCTOR VIEW (gradebook view)

You will see three types of integrations from Codio:

- 1) the result of the “flag” (1);
- 2) a total score for an assignment within Codio that only has one section;
- 3) separate scores for each section inside Codio that students have to complete – then YOU have to add those scores up and put the total in the gradebook:

1) the result of the “flag” (1);

Last Name ▲, First Name, Username	Personal Playground ▼	Project 1 ▼	Pro
Test, Account058, TestAccount058 ▼	- / 1, -	1 - / 1, -	
Test, Account059, TestAccount059 ▼	- / 1, -	2 0 / 1, F	
Test, Account085, TestAccount085 ▼	- / 1, -	0 / 1, F	

Readings and projects will have the (1) flag. In this example:

- 1) Student didn't mark assignment completed
- 2) Student marked completed but didn't get the check-it's correct or didn't finish the check-it's

NOTE: The “F” grade does not reflect in the students grade and students cannot see that!

...what about grades and the gradebook?

INSTRUCTOR VIEW (gradebook view)

You will see three types of integrations from Codio:

- 1) the result of the “flag” (1);
- 2) a total score for an assignment within Codio that only has one section;
- 3) separate scores for each section inside Codio that students have to complete – then YOU have to add those scores up and put the total in the gradebook:

2) a total score for an assignment within Codio that only has one section;

Last Name ▲, First Name, Username	1-2 Run the Code Challenge ▼	2-3
🚩 Test, Account058, TestAccount058 ▼	75 / 75, A	
🚩 Test, Account059, TestAccount059 ▼	0 / 75, F	
🚩 Test, Account085, TestAccount085 ▼	- / 75, -	

Example: Module One – run the code challenge only has one unit, so total score student earned within Codio is automatically entered into the gradebook using LTI integration

...what about grades and the gradebook?

INSTRUCTOR VIEW (gradebook view)

You will see three types of integrations from Codio:

- 1) the result of the “flag” (1);
- 2) a total score for an assignment within Codio that only has one section;
- 3) separate scores for each section inside Codio that students have to complete – then YOU have to add those scores up and put the total in the gradebook:

3) separate scores for each section inside Codio that students have to complete – then YOU have to add those scores up and put the total in the gradebook:

Example: Module Four – run the code challenge only has three units, each individual score is pulled into the gradebook but students can’t see those. You MUST total the three

individual scores, then put score into the gradebook.

That has not been done in this example.

Last Name ▲, First Name, Username	4-2 Run the Code Challenge ▼	Week 4 Lists ▼	Week 4 2D Lists ▼	Week 4 Dictionaries ▼	4-
Test, Account058, TestAccount058 ▼	4 - / 75, -	1 14 / 100, F	2 4.95 / 15, F	3 0 / 25, F	
Test, Account059, TestAccount059 ▼	- / 75, -	0 / 100, F	0 / 15, F	0 / 25, F	

...what about grades and the gradebook?

STUDENT VIEW (grades)

Students will see what they always see!

Grades Print			
Grade Item	Points	Grade	Assessment
1-1 Discussion: Introduction to Scripting	- / 30	-	
1-2 Run the Code Challenge	- / 75	-	
2-1 Discussion: Python: Scripting or Programming?	- / 30	-	
2-2 Run the Code Challenge	- / 75	-	